

This book uses the D'Nealian® Manuscript font.

Aa Bb Cc Dd Ee Ff Gg Hh Ii

Jj Kk Ll Mm Nn Oo Pp Qq

Rr Ss Tt Uu Vv Ww Xx Yy Zz

Optional Review

Parent Instructions

If your child doesn't remember how to form all of the letters, or lacks the confidence to begin the program writing small sentences, it's recommended that you start the program with these review pages.

The review days are broken up into 15 lesson as a recommended pace, but you can move through them as quickly or slowly as your child needs. There is no need to rush through the program too quickly.

The review sections have 3 parts.

1. During the first 6 days, your child will copy 4-5 letters, and then write those letters on their own.
2. This is followed by a day where they practice writing the entire alphabet.
3. Finally, on days 8-15, your child will practice putting the letters together into words. They can copy over the letters and/or write the words on their own on the lines provided.

You may make copies of these pages to use them multiple times if you feel your child will need even more practice. Remember, it's always better to spend time slowly reviewing rather than push your child too hard and frustrate them. You don't want to cause them to hate copywork.

Day 1

Review Letters A-D

A a A a A a A a

B b B b B b B b

C c C c C c C c

D d D d D d D d

Day 2

Review Letters E-H

E e F f

Blank handwriting lines for practice.

F f F f

Blank handwriting lines for practice.

G g G g

Blank handwriting lines for practice.

H h H h

Blank handwriting lines for practice.

Day 10

Word Practice

my

my

and

and

God

God

land

land

Egypt

Egypt

yourself

yourself

Week 1

Parent Instructions

And God spoke all these words, saying, "I am the Lord your God,"

- 1 Go over the portion of the verse with your child verbally, helping them read the words they're unfamiliar with.
- 2 Have your child recite the portion from memory, assisting them as needed.
- 3 Days 1-3: Copy the Scripture. You may want to begin with your child just writing over the grey text provided if they are a less confident writer. If they are a confident writer, have them write the verse on the lines below.

Day 4: Talk about the vocabulary words and copy them either over the grey text or on the lines below.

- 4 Optional activity pages: You may include the optional activity pages on on whichever day you have the time.
- 5 Pray with your child: End your lesson each day by asking the Lord to help you hide God's word in your heart and understand this passage. Ask Him to help you remember the commandments serve as both a mirror and a window—a mirror to our own sinfulness, and a window to see how Jesus lived these laws out perfectly.

Week 1: Day 1

Copywork

And God spoke all these words,

saying, "I am the Lord your God,"

Week 1: Day 2

Copywork

And God spoke all these words,

saying, "I am the Lord your God,"

Week 1: Day 3

Copywork

And God spoke all these words,



saying, "I am the Lord your God,"

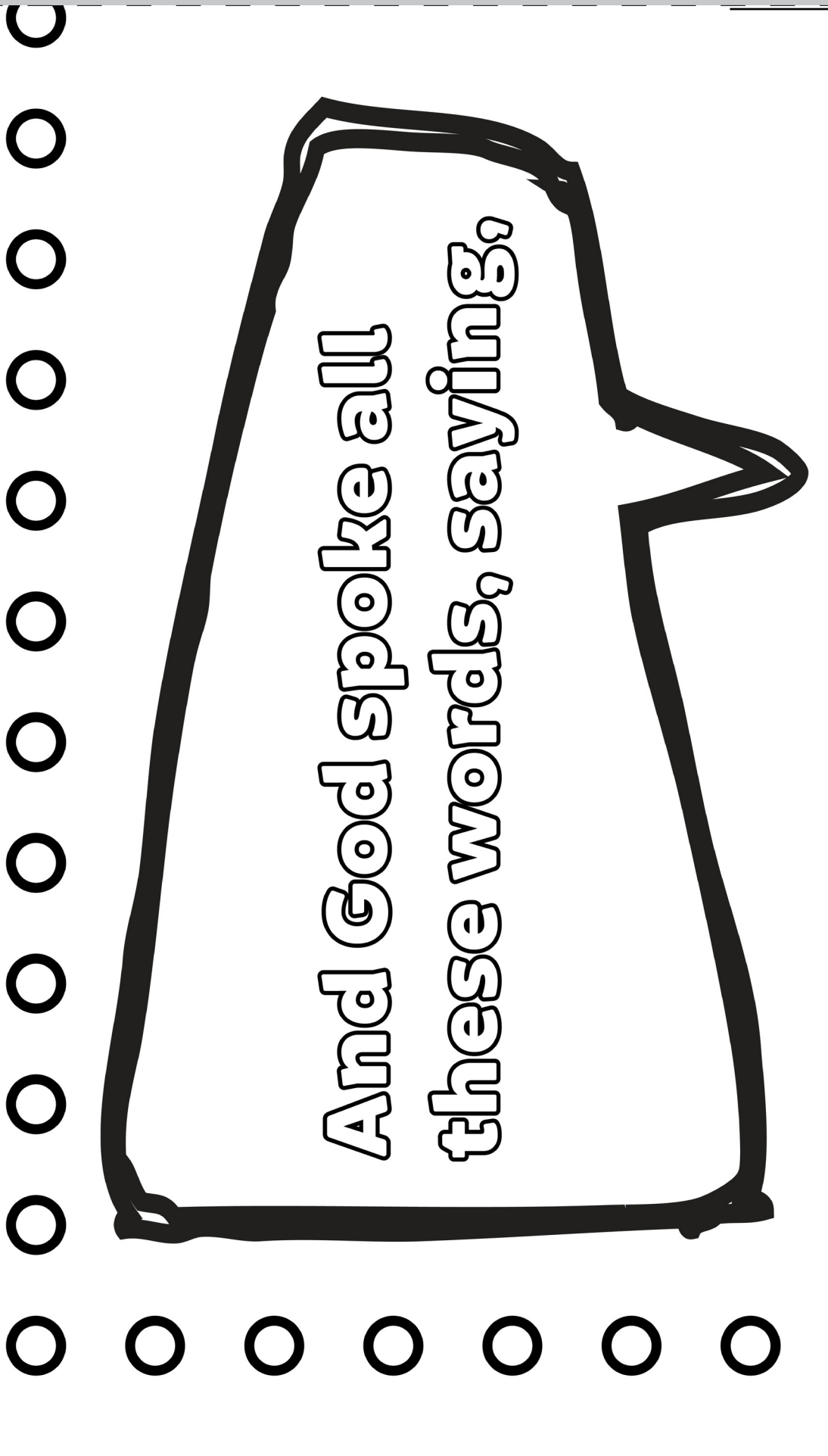
Week 1: Day 4

Vocabulary

Lord: One having power or authority

over others





**And God spoke all
these words, saying,**

saying,

God,

these words,

your

spoke all

Lord

God

the

And

“I am